



MOUNTAIN BASE MOLD & MFG.

Affordable Quality & On Time Deliveries

Since 1996 MBM has been providing regional manufacturers with high precision machined parts, components, assemblies and class 101 plastic injection molds. We offer large capacity CNC milling of prototypes, short runs and fully 3D machined parts.



Our Facility

Based in the heart of the manufacturing district in Easthampton Mass. We have grown to occupy a 22,000 sq. ft. building.



We employ fifteen full time machinists and mold makers. The core of our equipment is as follows:

**Cincinnati Sabre 750 CNC vertical machining center
30"X , 20" Y , 21 tool capacity**

**Cincinnati Saber 1250 CNC vertical machining center
50"X , 30" Y , 21 tool capacity**

**Cincinnati Saber 1000 CNC 4 Axis vertical Machining center
40"X, 30" Y, 31 tool capacity**

**Cincinnati Lancer 1000 CNC vertical machining center
40"X , 30" Y , 31 tool capacity**

Cincinnati Arrow 1000 CNC vertical machining center 40"X , 20" Y , 21 tool capacity

**YCM 108A- 5 Axis machining center.
44" X, 30" Y, 30 tool capacity**

Harig CNC II 618 Surface grinder

12-24DX Okamoto NC wet grinder



6 x 18 Mitsui surface grinder


**Agie Mondo Star 50 EDM Sinker with tool
Changer and Erowa tool holding system**

Charmilles D10 Isocut sinker EDM

Thompson 18" x 60" surface grinder

Hanchett 36" rotary surface grinder (Blanchard)





We also have a Manford bed mill (28" X, 18" Y), EZ Trak Bridgeport, (2) Bridgeport millers, Victor 1630 engine lathe, Reid 618 surface grinder, Harig stepper grinder, DoAll band saw, and much more equipment and tooling. Our inspection department using a Brown & Sharpe Microcal CMM and is well stocked with all the gages we need.

Our most valuable asset is our staff , with experience, spirit and dedication.



Vision Wide
VB Series
Double Column Vertical Machining Centers
(1600 mm/62.99" Y-Axis)

Model	VB-2516
TRAVEL:	
X-Axis	98.43"
Y-Axis	62.99"
Z-Axis	31.49"
Max. table load (lbs.)	11,000
Working surface	122.05x66.93"
Distance from spindle end to table	5.90 - 37.40"
Number of Tools	40 ATC
Distance between columns	66.93"
Spindle Drive Motor	30/35 HP
Spindle Speed (gear)	50-4500/6000rpm
Spindle Speed (pulley)	50-8000/10000rpm
Machine net weight (lbs)	53,900
Floor Space LxWxH (ft)	28.15 x 17.57 x 13.26'

6 Industrial Parkway- Easthampton, Ma. 01027
 Phone: (413)527-9590
 Fax: (413)527-9584
 E-mail: quotes@mbmmach.com